

# Colour Selection Guide

Create Your Home



**Thrive**Homes  
The clever choice



## Colour Selection

### Finding the right look for your home.

Create your perfect home with this stylish guide to internal and external colour schemes, created by top designers.

We have made things simple with a range of easy options for you to consider – so you can create a beautiful look for your new home.

**Thrive Homes.**  
**Affordable. Fast. Easy**

# Internal Colour Schemes



## 1. Consider your style.

Do you prefer light and bright or dark and moody?  
Do you like a particular furniture style?



## 2. Browse through our internal colour schemes.

Find one that you feel best suits your style.  
Speak to your new home consultant about your selections, they are here to help if you need it.





# Akoya

## Kitchen

This scheme comprises of a light-toned palette that brings softness into the space and lends itself to warm, natural finishes and timber.


The fresh kitchen is softened with an Urban Grey benchtop and compliments Scandinavian or Coastal looks.

- A Cupboard colour**  
Melamine White Cotton Matt
- B Benchtop**  
Laminate Urban Slate
- C Kitchen Tiled Splashback**  
United White Gloss (182174)\*
- D Floor Tiles**  
Belga Charcoal\*

**On display at:**  
HomeWorld Leppington – Alysium 25




## Kitchen & Bathrooms




**Cupboard Colour**  
Melamine White Cotton Matt



**Benchtop**  
Laminate Urban Slate



**Caesarstone® Benchtop**  
Urban™



**Kitchen & Laundry Tiled Splashback**  
United White Gloss (182174)\*




**Kitchen Glass Splashback**  
Dulux Paving Stone P15A3



**Ravine to Overhead Cupboards**  
Ravine Drifted Oak

## Flooring & Tiling



**Main Floor and Wet Area Tiles**  
Belga Charcoal (main floor - 450 x 450)\*  
(wet area - 300 x 300)\*



**Carpet**  
Park Regis Simpson 43/8793\*



**Wet Area Wall Tiles**  
Sphere White Gloss (1221637)\*




**Premium Carpet**  
Green Bay Tide (VC4555)\*



**Premium Porcelain Floor Tiles**  
Belga Charcoal 600 x 600\*


## Walls & Window Finishes



**Wall Colour**  
Dulux Natural White PN1E1



**Feature Wall Colour**  
Dulux Mud Pack P14B4



**Roller Blinds**  
Dawn Taupe

\*Region dependant.

# Aura

## Kitchen


Aura is a fresh, crisp, classic white scheme. The monochromatic palette allows the space to be explored and personalised with layers of soft furnishings and accessories.

- A Cupboard colour**  
Melamine Classic White Matt
- B Benchtop**  
Laminate Snow Fabrini Matt
- C Kitchen Tiled Splashback**  
United White Gloss (182174)\*
- D Floor Tiles**  
Belga Ivory\*

**On display at:**  
HomeWorld, Warnervale – Sienna 22  
HomeWorld, Marsden Park – Aria 22  
Willowdale, Leppington – Vibe 21  
Dubbo – Vibe 23




## Kitchen & Bathrooms




**Cupboard Colour**  
Melamine Classic White Matt



**Benchtop**  
Laminate Snow Fabrini Matt



**Caesarstone® Benchtop**  
Osprey™



**Kitchen & Laundry Tiled Splashback**  
United White Gloss (182174)\*



**Kitchen Glass Splashback**  
Dulux Ghosting (P15A1)



**Overhead Cupboards**  
Ravine Natural Oak

## Flooring & Tiling



**Main Floor and Wet Area Tiles**  
Belga Ivory (main floor - 450 x 450)\*  
(wet area - 300 x 300)\*



**Carpet**  
Park Regis Bignell 40/8793



**Wet Area Wall Tiles**  
Sphere White Gloss (1221637)\*




**Premium Carpet**  
Green Bay Bright (VC4529)\*



**Premium Porcelain Floor Tiles**  
Belga Ivory 600 x 600\*


## Walls & Window Finishes



**Wall Colour**  
Dulux Natural White PN1E1



**Feature Wall Colour**  
Dulux Harold P15B7



**Roller Blinds**  
Dawn Misty

\*Region dependant.

# Echo

## Kitchen

The Echo scheme comprises of light wood grain cabinetry, which contrasts against the dark benchtop. The mixture of these materials creates form and space and allows the area to achieve an edgy, industrial feel.

- A Cupboard colour**  
Melamine Riga Salt Finegrain
- B Benchtop**  
Laminate Greystone Matt
- C Kitchen Tiled Splashback**  
United Grey Gloss\*
- D Floor Tiles**  
Belga Charcoal\*

**On display at:**  
HomeWorld, Box Hill – Sienna 22




## Kitchen & Bathrooms




**Cupboard Colour**  
Melamine Riga Salt Finegrain



**Benchtop**  
Laminate Greystone Matt




**Caesarstone® Benchtop**  
Oyster™



**Kitchen & Laundry Tiled Splashback**  
United Grey Gloss\*




**Kitchen Glass Splashback**  
Dulux Ghosting Half



**Overhead Cupboards**  
Ravine Char Oak

## Flooring & Tiling



**Main Floor and Wet Area Tiles**  
Belga Charcoal (main floor - 450 x 450)\*  
(wet area - 300 x 300)\*




**Carpet**  
Park Regis Bartlett 54/8793\*



**Wet Area Wall Tiles**  
Sphere White Gloss (1221637)\*




**Premium Carpet**  
Green Bay Gulf (VC4520)\*




**Premium Porcelain Floor Tiles**  
Belga Charcoal 600 x 600\*

## Walls & Window Finishes



**Wall Colour**  
Dulux Natural White PN1E1



**Feature Wall Colour**  
Dulux Mavora PN1A7



**Roller Blinds**  
Dawn Arum

\*Region dependant.

# Ivy

## Kitchen

This urban, contemporary scheme is developed using a blend of graphite greys and glossy whites. The on-trend materials are used to enhance the space to create a high contrast environment, with the use of mid-tone tiles to bring in elements of warmth.

- A Cupboard colour**  
Melamine Cinder Matt
- B Benchtop**  
Laminate Classic White Matt
- C Kitchen Tiled Splashback**  
United Donkey Grey\*
- D Floor Tiles**  
Belga Taupe\*


**On display at:**  
HomeWorld, Marsden Park – Alysium 24



## Kitchen & Bathrooms




**Cupboard Colour**  
Melamine Cinder Matt



**Benchtop**  
Laminare Classic White Matt




**Caesarstone® Benchtop**  
Ocean Foam™



**Kitchen & Laundry Tiled Splashback**  
United Donkey Grey\*



**Kitchen Glass Splashback**  
Dulux Grey Pebble P14B1



**Overhead Cupboards**  
Ravine Char Oak

## Flooring & Tiling



**Main Floor and Wet Area Tiles**  
Belga Taupe (main floor - 450 x 450)\*  
(wet area - 300 x 300)\*



**Carpet**  
Park Regis Bartlett 54/8793\*



**Wet Area Wall Tiles**  
Sphere White Gloss (1221637)\*




**Premium Carpet**  
Green Bay Gulf (VC4520)\*




**Premium Porcelain Floor Tiles**  
Belga Taupe 600 x 600\*


## Walls & Window Finishes



**Wall Colour**  
Dulux Vivid White



**Feature Wall Colour**  
Dulux Boycott P15A7



**Roller Blinds**  
Dawn Dark Grey

\*Region dependant.



# Pure

## Kitchen

Pure is a contemporary architectural palette that creates mood and interest. The dark grain cabinetry with the ice snow benchtop is designed to work cohesively with the greys to achieve a tonal gradient.

- A Cupboard colour**  
Melamine Cavia Lini Matt
- B Benchtop**  
Laminate Argento Stone
- C Kitchen Tiled Splashback**  
United White Gloss (182174)\*
- D Floor Tiles**  
Belga Grey\*

**On display at:**  
HomeWorld, Marsden Park – Onyx 24  
Willowdale, Leppington – Onyx 24  
Watagan Park, Cooranbong – Vibe 23  
HomeWorld, Box Hill – Vibe 21  
Googong – Espy 22




## Kitchen & Bathrooms



**Cupboard Colour**  
Melamine Cavia Lini Matt




**Benchtop**  
Laminate Argento Stone



**Caesarstone® Benchtop**  
Ice Snow™



**Kitchen & Laundry Tiled Splashback**  
United White Gloss (182174)\*



**Kitchen Glass Splashback**  
Dulux Pure White



**Overhead Cupboards**  
Ravine Tessuto Milan

## Flooring & Tiling



**Main Floor and Wet Area Tiles**  
Belga Grey (main floor - 450 x 450)\*  
(wet area - 300 x 300)\*



**Carpet**  
Park Regis Bartlett 54/8793\*



**Wet Area Wall Tiles**  
Sphere White Gloss (1221637)\*




**Premium Carpet**  
Green Bay Crust (VC4552)\*



**Premium Porcelain Floor Tiles**  
Belga Grey 600 x 600\*


## Walls & Window Finishes



**Wall Colour**  
Dulux Lexicon PW1G9



**Feature Wall Colour**  
Dulux Namadji PN2E9



**Roller Blinds**  
Dawn Misty

\*Region dependant.



# Hamptons

## Kitchen

This colour scheme focuses on a light & bright palette typical to the Hamptons style. The Hamptons style brings a sophisticated yet beachy vibe to the home and is paired well with light linens, warm timbers and bold prints.

- A Cupboard colour**  
Dulux Vivid White on Oberon profile with Poly finish
- B Benchtop**  
Laminate Carrara Matt
- C Kitchen Tiled Splashback**  
United White Satin\*
- D Floor Tiles**  
Belga Taupe\*

**On display at:**  
HomeWorld, Box Hill – Zepel 25  
North Rothbury – Aria 22  
Watagan Park, Cooranbong – Zepel 25



## Kitchen & Bathrooms




**Cupboard Colour**  
Dulux Vivid White on Oberon profile with Poly finish




**Benchtop**  
Laminate Carrara Matt



**Upgrade**  
**Caesarstone® Benchtop Standard**  
Osprey™



**Upgrade**  
**Caesarstone® Benchtop Premium**  
Frosty Carrina™



**Kitchen & Laundry Tiled Splashback**  
United White Satin\*

## Flooring & Tiling




**Main Floor Tiles**  
Belga Taupe 450 x 450\*



**Upgrade**  
**Feature Wall Tiles**  
Roman Carrara  
(BrickBond Pattern)\*



**Wet Area Wall Tiles**  
Sphere White Satin (1221638)\*



**Wet Area Floor Tiles**  
Trek Carrara Rectified 300 x 300\*



**Upgrade**  
**Porcelain Floor Tiles**  
Belga Taupe\*



**Carpet**  
Park Regis Bignell 40/8793



**Upgrade**  
**Premium Carpet**  
Green Bay Tide (VC4555)\*


## Walls & Window Finishes



**Wall Colour**  
Dulux Ghosting Quarter



**Upgrade**  
**Feature Wall Colour**  
Dulux Ghosting



**Upgrade**  
**Roller Blinds**  
Dawn White

\*Region dependant.

# External Colour Schemes



## 1. The external of the house is the front cover of your new home.

How do you want it to look?  
Light and fresh, contrasting or warm and cohesive?



## 2. Browse through our external colour schemes.

Find one that you feel best suits your style. Speak to your new home consultant about your selections, they are here to help if you need it.





# Artison

## External Finishes

The Artison scheme is designed to create a chic point of difference to your home. The contrasting hues of light and dark accentuate the clean lines of the facade, and bring a calming balance to the design.

- A

Fascia and Window Frames  
Surfmist®
- B


Bricks  
PGH – Gibson  
(Off White Mortar, Ironed Joint)
- C

Colorbond® Roof  
Monument®
- D


Panel Lift Garage Door  
Basalt®




## External Finishes




**Fascia & Window Frame**  
Surfmist®



**Bricks**  
PGH Gibson  
(Off White Mortar, Ironed Joint)




**Timbagrain Garage Door**  
Coaba Dawn




**Slimline Panel Lift Garage Door**  
Basalt®


## External Colours




**Single Storey: Bagged Paint Finish/Cladding**  
Dulux Heifer




**Double Storey: Cladding**  
Dulux Whisper White B18  
(Facade Dependant)




**Double Storey: Bagged Paint Finish**  
Dulux Heifer P14B2




**Painted Timber Posts**  
Dulux Whisper White  
(Vogue & Deco Facade only)




**Timber Stained Battens**  
Intergrain Charcoal  
(Ascot Facade only)



**Driveway**  
Charcoal



**Front Door**  
Dulux Heifer P14B2



**Stained Front Door**  
Intergrain Charcoal

## Roofing



**Colourbond® Roof**  
Monument®



**Gutter**  
Monument®



**Roof Tiles including Sarking**  
Monier - Atura | Profile - Sambuca

## External Tile Upgrades



**Alfresco and Porch Tile**  
Belga Charcoal Textured



# Heston

## External Finishes

This contemporary facade has a timeless feel. The combination of Stepney, Surfmist and Wallaby creates a contemporary design with a natural Australian feel.

- A Fascia and Window Frames**  
Surfmist®
- B Bricks**  
Austral Everyday Engage  
(Off White Mortar, Ironed Joint)
- C Colorbond® Roof**  
Wallaby®
- D Panel Lift Garage Door**  
Surfmist®



## External Finishes



**Fascia & Window Frame**  
Surfmist®



**Bricks**  
Austral Everyday Engage  
(Off White Mortar, Ironed Joint)



**Timbagrain Garage Door**  
Coaba Dawn




**Slimline Panel Lift Garage Door**  
Surfmist®

## External Colours




**Single Storey: Bagged Paint Finish/Cladding**  
Dulux Stepney GR11



**Double Storey: Cladding**  
Dulux Pipe Clay P16A1  
(Facade Dependant)



**Double Storey: Bagged Paint Finish**  
Dulux Stepney GR11




**Painted Timber Posts**  
Dulux Pipe Clay P16A1Q  
(Vogue & Deco Facade Only)



**Timber Stained Battens**  
Intergrain Rich Chocolate  
(Ascot Facade only)



**Driveway**  
Charcoal



**Front Door**  
Dulux Pipe Clay Quarter (P16A1Q)



**Stained Front Door**  
Intergrain Rich Chocolate

## Roofing



**Colourbond® Roof**  
Wallaby®



**Gutter**  
Wallaby®



**Roof Tiles including Sarking**  
Monier – Atura | Profile – Wild Rice

## External Tile Upgrades



**Alfresco and Porch Tile**  
Belga Grey Textured

# Marquis

## External Finishes

The well-defined Marquis gives a tailored finish to any home. The Mud Pack and Woodland Grey colour tones ensure the facade will enhance any streetscape.

- A Fascia and Window Frames**  
Woodland Grey®
- B Bricks**  
Austral – Everyday – Leisure  
(Off White Mortar, Ironed Joint)
- C Colorbond® Roof**  
Woodland Grey®

- D Panel Lift Garage Door**  
Woodland Grey®
- On display:**  
HomeWorld, Marsden Park – Alysium 24  
Willowdale, Leppington – Onyx 24



## External Finishes



**Fascia & Window Frame**  
Woodland Grey®



**Bricks**  
Austral Everyday Leisure  
(Off White Mortar, Ironed Joint)



**Bricks**  
Austral Whitsunday Orpheus (Off White Mortar, Ironed Joint)



**Timbagrain Garage Door**  
Classic Cedar



**Slimline Panel Lift Garage Door**  
Woodland Grey®


## External Colours



**Single Storey: Bagged Paint Finish/Cladding**  
Dulux Mud Pack P14B4



**Double Storey: Bagged Paint Finish**  
Dulux Mud Pack P14B4



**Double Storey: Cladding**  
Dulux White Duck A216



**Painted Timber Posts**  
Dulux Terrible Billy PN1B9  
(Vogue & Deco Facade only)



**Timber Stained Battens**  
Intergrain Charcoal  
(Ascot Facade only)



**Driveway**  
Charcoal



**Front Door**  
Dulux Terrible Billy PN189



**Stained Front Door**  
Intergrain Charcoal


## Roofing



**Colourbond® Roof**  
Woodland Grey®




**Gutter**  
Woodland Grey®



**Roof Tiles including Sarking**  
Monier – Atura | Profile – Wollemi

## External Tile Upgrades



**Alfresco and Porch Tile**  
Belga Charcoal Textured



# Nexus

## External Finishes

The warm colour palette, natural timber grains and natural tones of the Nexus facade sets the tone for a welcoming home.

- A Fascia and Window Frames**  
Woodland Grey®
- B Bricks**  
PGH – Desert – Sinai  
(Off White Mortar, Ironed Joint)
- C Colorbond® Roof**  
Woodland Grey®
- D Panel Lift Garage Door**  
Gully®



## External Finishes



**Fascia & Window Frame**  
Woodland Grey®



**Bricks**  
PGH Desert Sinai (Off White Mortar, Ironed Joint)



**Timbagrain Garage Door**  
Coaba Dawn



**Slimline Panel Lift Garage Door**  
Gully®

## External Colours



**Single Storey: Bagged Paint Finish/Cladding**  
Dulux Namadji GR22



**Double Storey: Cladding**  
Dulux Paving Stone P15A3



**Double Storey: Bagged Paint Finish**  
Dulux Namadji GR22



**Painted Timber Posts**  
Dulux Paving Stone P15A3  
(Vogue & Deco Facade only)



**Timber Stained Battens**  
Intergrain Rich Chocolate  
(Ascot Facade only)



**Driveway**  
Charcoal



**Front Door**  
Dulux Namadji GR22



**Stained Front Door**  
Intergrain Rich Chocolate

## Roofing



**Colourbond® Roof**  
Woodland Grey®




**Gutter**  
Woodland Grey®



**Roof Tiles including Sarking**  
Monier – Atura | Profile – Aniseed

## External Tile Upgrades



**Alfresco and Porch Tile**  
Belga Charcoal Textured



# Seneca

## External Finishes

The Seneca is a clean curated scheme. The Dune and Grey Pebble Half features features on the facade create a premium, and fresh and clean finish.

- A

**Fascia and Window Frames**  
Surfmist®
- B


**Bricks**  
PGH – Desert – Sinai  
(Off White Mortar, Ironed Joint)
- C

**Colorbond® Roof**  
Dune®
- D

**Panel Lift Garage Door**  
Surfmist®



## External Finishes




**Fascia & Window Frame**  
Surfmist®



**Bricks**  
PGH Desert Sinai (Off White Mortar, Ironed Joint)




**Timbagrain Garage Door**  
Classic Cedar




**Slimline Panel Lift Garage Door**  
Surfmist®

## External Colours



**Single Storey: Bagged Paint Finish/Cladding**  
Dulux Grey Pebble Half P14B1H



**Double Storey: Cladding**  
Dulux Grey Pebble Half P14B1H



**Double Storey: Bagged Paint Finish**  
Dulux Calf Skin P14B3



**Painted Timber Posts**  
Dulux Calf Skin P14B3  
(Vogue & Deco Facade only)



**Timber Stained Battens**  
Intergrain Rich Chocolate  
(Ascot Facade only)



**Driveway**  
Charcoal



**Front Door**  
Dulux Calf Skin P14B3



**Stained Front Door**  
Intergrain Rich Chocolate

## Roofing



**Colourbond® Roof**  
Dune®



**Gutter**  
Dune®



**Roof Tiles including Sarking**  
Monier – Atura | Profile – Wild Rice

## External Tile Upgrades



**Alfresco and Porch Tile**  
Belga Taupe Textured (79939) 450 x 450

# Baltica

## External Finishes

The Baltica scheme is an urban take on the Hamptons style with the use of the dark cladding & render colour. The Surfmist roof, matching timber posts and timber accents create a striking contrast to the dark render, which will stand out in any streetscape.

*Curated for the Hamptons and Cove Facades.*

**A Fascia and Window Frames**  
Surfmist®

**B Colorbond® Roof**  
Surfmist®

**C Slimline Panel Lift Garage Door**  
Surfmist®



## External Finishes




**Fascia & Window Frame**  
Surfmist®



**Bricks**  
Austral Blackbutt



**Bricks**  
PGH Gibson  
(Off White Mortar, Ironed Joint)



**Slimline Panel Lift Garage Door**  
Surfmist®

## External Colours




**Single Storey: Render/Cladding**  
Dulux Baltica




**Double Storey: Cladding**  
Dulux Baltica



**Double Storey: Render**  
Dulux Baltica



**Painted Timber Posts**  
Surfmist®



**Front Door**  
Surfmist®



**Driveway**  
Charcoal

## Roofing



**Colourbond® Roof**  
Surfmist®



**Gutter**  
Surfmist®



**Roof Tiles including Sarking**  
Monier – Atura | Profile – Salt Spray

## External Tile Upgrades



**Alfresco and Porch Tile**  
Belga Taupe Textured (79939) 450 x 450



# Cove

## External Finishes

The Cove scheme exudes coastal vibes with its neutral tones. The light grey roof compliments the warm render colour and the timber posts. This continues through to the Surfmist front door which provides a welcoming entrance.

Curated for the Hamptons and Cove Facades.

**A Fascia and Window Frames**  
Surfmist®

**B Colorbond® Roof**  
Wallaby®

**C Slimline Panel Lift Garage Door**  
Surfmist®




## External Finishes



**Fascia & Window Frame**  
Surfmist®



**Bricks**  
Austral Everyday Engage  
(Off White Mortar, Ironed Joint)



**Slimline Panel Lift Garage Door**  
Surfmist®

## External Colours



**Single Storey: Render/Cladding**  
Dulux Baltic Beige



**Double Storey: Cladding**  
Dulux Baltic Beige



**Double Storey: Render**  
Dulux Baltic Beige



**Painted Timber Posts**  
Surfmist®



**Front Door**  
Surfmist®



**Driveway**  
Charcoal

## Roofing



**Colourbond® Roof**  
Wallaby®



**Gutter**  
Wallaby®



**Roof Tiles including Sarking**  
Monier – Atura | Profile – Wollemi

## External Tile Upgrades



**Alfresco and Porch Tile**  
Belga Grey Textured 450 x 450



# Osprey

## External Finishes

The Osprey scheme pays homage to the classic Hamptons look. The Dulux Vivid White timber posts and timber accents add depth to the facade, without a lot of contrast. The mid-grey roof draws your eyes through the clean lines of these facades.

*Curated for the Hamptons and Cove Facades.*

**A Fascia and Window Frames**  
Surfmist®

**B Colorbond® Roof**  
Woodland Grey®

**C Slimline Panel Lift Garage Door**  
Surfmist®



## External Finishes



**Fascia & Window Frame**  
Surfmist®



**Bricks**  
Austral Everyday Engage  
(Off White Mortar, Ironed Joint)



**Slimline Panel Lift Garage Door**  
Surfmist®

## External Colours



**Single Storey: Render/Cladding**  
Dulux Paving Stone



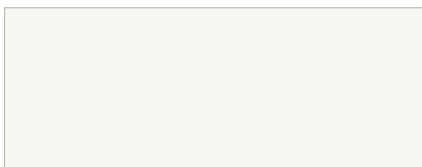
**Double Storey: Cladding**  
Dulux Paving Stone



**Front Door**  
Dulux Vivid White



**Double Storey: Render**  
Dulux Paving Stone



**Painted Timber Posts**  
Dulux Vivid White



**Driveway**  
Charcoal

## Roofing



**Colourbond® Roof**  
Woodland Grey®




**Gutter**  
Woodland Grey®



**Roof Tiles including Sarking**  
Monier – Atura | Profile – Wollemi

## External Tile Upgrades



**Alfresco and Porch Tile**  
Belga Ivory Textured 450 x 450

# ThriveHomes

The clever choice

**1300 921 383**  
**thrivehomes.com.au**

DISCLAIMER: Photographs, artist impressions and other pictures in this flyer are for illustrative purposes only and may show fixtures, fittings or finishes which are not supplied by Thrive Homes, or which are only available in some Thrive Homes designs or when selected as inclusions above the standard inclusions for a particular design. This may include landscaping and outdoor items, floor coverings, furniture, kitchen, bathroom and light fittings and decorative items, which are shown as examples only. Starting from price is based on a standard block which is up to 350m<sup>2</sup> with up to 500mm fall across the block, 'M' class soil classification, all services within boundaries, garage setback up to 5.5m from front boundary and even cut and fill. The starting from price excludes site costs, bushfire, acoustic, estate design guidelines, landscaping and internal upgrades. All prices are relevant at the time of printing and maybe out of date or superseded. Please speak to a Thrive Homes Sales Consultant to discuss current detailed home pricing for different designs and inclusions.

Builders Licence Number NSW 301349C | ABN 99 613 679 333.