

Colour Selection Guide

Create Your Home



ThriveHomes
The clever choice



Colour Selection

Finding the right look for your home.

Create your perfect home with this stylish guide to internal and external colour schemes, created by top designers.

We have made things simple with a range of easy options for you to consider – so you can create a beautiful look for your new home.

Thrive Homes.
Affordable. Fast. Easy

Internal Colour Schemes



1. Consider your style.

Do you prefer light and bright or dark and moody?
Do you like a particular furniture style?



2. Browse through our internal colour schemes.

Find one that you feel best suits your style.
Speak to your new home consultant about your selections, they are here to help if you need it.



Akoya

Kitchen

This scheme comprises of a light-toned palette that brings softness into the space and lends itself to warm, natural finishes and timber.

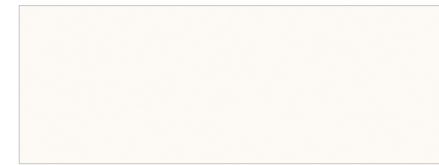
The fresh kitchen is softened with an Urban Grey benchtop and compliments Scandinavian or Coastal looks.

- A Cupboard colour**
Melamine White Cotton Matt
- B Benchtop**
Laminate Urban Slate
- C Kitchen Tiled Splashback**
United White Gloss (182174)*
- D Floor Tiles**
Belga Charcoal*


On display at:
HomeWorld Leppington – Alysium 25




Kitchen & Bathrooms




Cupboard Colour
Melamine White Cotton Matt



Benchtop
Laminate Urban Slate




Caesarstone® Benchtop
Urban™



Kitchen & Laundry Tiled Splashback
United White Gloss (182174)*



Kitchen Glass Splashback
Dulux Paving Stone P15A3




Ravine to Overhead Cupboards
Ravine Drifted Oak


Flooring & Tiling




Main Floor and Wet Area Tiles
Belga Charcoal (main floor - 450 x 450)*
(wet area - 300 x 300)*



Carpet
Park Regis Simpson 43/8793*



Wet Area Wall Tiles
Sphere White Gloss (1221637)*



Premium Carpet
Green Bay Tide (VC4555)*

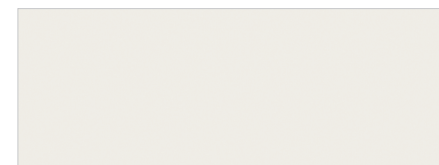


Premium Porcelain Floor Tiles
Belga Charcoal 600 x 600*



Laminate Flooring to Entry, Hallway, Kitchen, Dining, Living and Family
Oak Leaf Chalker's Ridge


Walls & Window Finishes



Wall Colour
Dulux Natural White PN1E1



Feature Wall Colour
Dulux Mud Pack P14B4



Roller Blinds
Dawn Taupe

*Region dependant.

Aura

Kitchen


Aura is a fresh, crisp, classic white scheme. The monochromatic palette allows the space to be explored and personalised with layers of soft furnishings and accessories.

- A Cupboard colour**
Melamine Classic White Matt
- B Benchtop**
Laminate Snow Fabrini Matt
- C Kitchen Tiled Splashback**
United White Gloss (182174)*
- D Floor Tiles**
Belga Ivory*

On display at:
HomeWorld, Warnervale – Sienna 22
HomeWorld, Marsden Park – Aria 22
Willowdale, Leppington – Vibe 21
Dubbo – Vibe 23



Kitchen & Bathrooms




Cupboard Colour
Melamine Classic White Matt



Benchtop
Laminate Snow Fabrini Matt



Caesarstone® Benchtop
Osprey™



Kitchen & Laundry Tiled Splashback
United White Gloss (182174)*




Kitchen Glass Splashback
Dulux Ghosting (P15A1)



Overhead Cupboards
Ravine Natural Oak

Flooring & Tiling




Main Floor and Wet Area Tiles
Belga Ivory (main floor - 450 x 450)*
(wet area - 300 x 300)*



Carpet
Park Regis Bignell 40/8793



Wet Area Wall Tiles
Sphere White Gloss (1221637)*



Premium Carpet
Green Bay Bright (VC4529)*




Premium Porcelain Floor Tiles
Belga Ivory 600 x 600*



Laminate Flooring to Entry, Hallway, Kitchen, Dining, Living and Family
Oak Leaf Maritime Oak


Walls & Window Finishes



Wall Colour
Dulux Natural White PN1E1



Feature Wall Colour
Dulux Harold P15B7



Roller Blinds
Dawn Misty

*Region dependant.

Echo

Kitchen

The Echo scheme comprises of light wood grain cabinetry, which contrasts against the dark benchtop. The mixture of these materials creates form and space and allows the area to achieve an edgy, industrial feel.

- A Cupboard colour**
Melamine Riga Salt Finegrain
- B Benchtop**
Laminate Greystone Matt
- C Kitchen Tiled Splashback**
United Grey Gloss*
- D Floor Tiles**
Belga Charcoal*


On display at:
HomeWorld, Box Hill – Sienna 22



Kitchen & Bathrooms




Cupboard Colour
Melamine Riga Salt Finegrain



Benchtop
Laminate Greystone Matt




Caesarstone® Benchtop
Oyster™



Kitchen & Laundry Tiled Splashback
United Grey Gloss*



Kitchen Glass Splashback
Dulux Ghosting Half



Overhead Cupboards
Ravine Char Oak

Flooring & Tiling



Main Floor and Wet Area Tiles
Belga Charcoal (main floor - 450 x 450)*
(wet area - 300 x 300)*




Carpet
Park Regis Bartlett 54/8793*



Wet Area Wall Tiles
Sphere White Gloss (1221637)*



Premium Carpet
Green Bay Gulf (VC4520)*




Premium Porcelain Floor Tiles
Belga Charcoal 600 x 600*




Laminated Flooring to Entry, Hallway, Kitchen, Dining, Living and Family
Oak Leaf Nordic Oak


Walls & Window Finishes



Wall Colour
Dulux Natural White PN1E1



Feature Wall Colour
Dulux Mavora PN1A7



Roller Blinds
Dawn Arum

*Region dependant.

Ivy

Kitchen

This urban, contemporary scheme is developed using a blend of graphite greys and glossy whites. The on-trend materials are used to enhance the space to create a high contrast environment, with the use of mid-tone tiles to bring in elements of warmth.

- A Cupboard colour**
Melamine Cinder Matt
- B Benchtop**
Laminate Classic White Matt
- C Kitchen Tiled Splashback**
United Donkey Grey*
- D Floor Tiles**
Belga Taupe*


On display at:
HomeWorld, Marsden Park – Alysium 24




Kitchen & Bathrooms




Cupboard Colour
Melamine Cinder Matt



Benchtop
Laminate Classic White Matt




Caesarstone® Benchtop
Ocean Foam™



Kitchen & Laundry Tiled Splashback
United Donkey Grey*



Kitchen Glass Splashback
Dulux Grey Pebble P14B1



Overhead Cupboards
Ravine Char Oak


Flooring & Tiling



Main Floor and Wet Area Tiles
Belga Taupe (main floor - 450 x 450)*
(wet area - 300 x 300)*



Carpet
Park Regis Bartlett 54/8793*



Wet Area Wall Tiles
Sphere White Gloss (1221637)*



Premium Carpet
Green Bay Gulf (VC4520)*

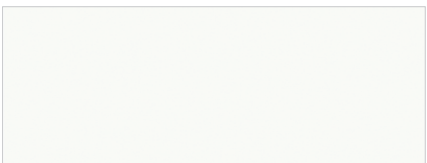


Premium Porcelain Floor Tiles
Belga Taupe 600 x 600*




Laminate Flooring to Entry, Hallway, Kitchen, Dining, Living and Family
Oak Leaf Paperbark

Walls & Window Finishes



Wall Colour
Dulux Vivid White



Feature Wall Colour
Dulux Boycott P15A7



Roller Blinds
Dawn Dark Grey

*Region dependant.

Pure

Kitchen

Pure is a contemporary architectural palette that creates mood and interest. The dark grain cabinetry with the ice snow benchtop is designed to work cohesively with the greys to achieve a tonal gradient.

- A Cupboard colour**
Melamine Cavia Lini Matt
- B Benchtop**
Laminate Argento Stone
- C Kitchen Tiled Splashback**
United White Gloss (182174)*
- D Floor Tiles**
Belga Grey*

On display at:
HomeWorld, Marsden Park – Onyx 24
Willowdale, Leppington – Onyx 24
Watagan Park, Cooranbong – Vibe 23
HomeWorld, Box Hill – Vibe 21
Googong – Espy 22



Kitchen & Bathrooms




Cupboard Colour
Melamine Cavia Lini Matt




Benchtop
Laminate Argento Stone



Caesarstone® Benchtop
Ice Snow™



Kitchen & Laundry Tiled Splashback
United White Gloss (182174)*



Kitchen Glass Splashback
Dulux Pure White



Overhead Cupboards
Ravine Tessuto Milan


Flooring & Tiling



Main Floor and Wet Area Tiles
Belga Grey (main floor - 450 x 450)*
(wet area - 300 x 300)*



Carpet
Park Regis Bartlett 54/8793*



Wet Area Wall Tiles
Sphere White Gloss (1221637)*



Premium Carpet
Green Bay Crust (VC4552)*




Premium Porcelain Floor Tiles
Belga Grey 600 x 600*



Lamine Flooring to Entry, Hallway, Kitchen, Dining, Living and Family
Oak Leaf Nordic Oak


Walls & Window Finishes



Wall Colour
Dulux Lexicon PW1G9



Feature Wall Colour
Dulux Namadji PN2E9



Roller Blinds
Dawn Misty

*Region dependant.

Hamptons

Kitchen

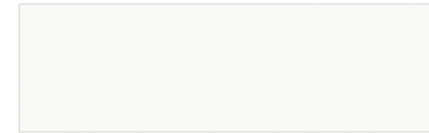
This colour scheme focuses on a light & bright palette typical to the Hamptons style. The Hamptons style brings a sophisticated yet beachy vibe to the home and is paired well with light linens, warm timbers and bold prints.

- A Cupboard colour**
Dulux Vivid White on Oberon profile with Poly finish
- B Benchtop**
Laminate Carrara Matt
- C Kitchen Tiled Splashback**
United White Satin*
- D Floor Tiles**
Belga Taupe*


On display at:
HomeWorld, Box Hill – Zepel 25
North Rothbury – Aria 22
Watagan Park, Cooranbong – Zepel 25




Kitchen & Bathrooms




Cupboard Colour
Dulux Vivid White on Oberon profile with Poly finish




Benchtop
Laminate Carrara Matt



Caesarstone® Benchtop Standard
Osprey™




Caesarstone® Benchtop Premium
Frosty Carrina™




Kitchen & Laundry Tiled Splashback
United White Satin*


Flooring & Tiling




Main Floor Tiles
Belga Taupe 450 x 450*



Feature Wall Tiles
Roman Carrara (BrickBond Pattern)*




Wet Area Wall Tiles
Sphere White Satin (1221638)*



Wet Area Floor Tiles
Trek Carrara Rectified 300 x 300*




Porcelain Floor Tiles
Belga Taupe*



Laminate Flooring to Entry, Hallway, Kitchen, Dining, Living and Family
Oak Leaf Tawny Oak



Carpet
Park Regis Bignell 40/8793



Premium Carpet
Green Bay Tide (VC4555)*


Walls & Window Finishes



Wall Colour
Dulux Ghosting Quarter



Feature Wall Colour
Dulux Ghosting



Roller Blinds
Dawn White

*Region dependent.

External Colour Schemes



1. The external of the house is the front cover of your new home.

How do you want it to look?

Light and fresh, contrasting or warm and cohesive?



2. Browse through our external colour schemes.

Find one that you feel best suits your style. Speak to your new home consultant about your selections, they are here to help if you need it.



Artison


External Finishes


The Artison scheme is designed to create a chic point of difference to your home. The contrasting hues of light and dark accentuate the clean lines of the facade, and bring a calming balance to the design.


- A Fascia and Window Frames**
Surfmist®
- B Bricks**
PGH – Gibson
(Off White Mortar, Ironed Joint)
- C Colorbond® Roof**
Monument®
- D Panel Lift Garage Door**
Basalt®




External Finishes


**Fascia & Window Frame**
Surfmist®


**Bricks**
PGH Gibson
(Off White Mortar, Ironed Joint)


**Timbagrain Garage Door**
Coaba Dawn


**Slimline Panel Lift Garage Door**
Basalt®


External Colours


**Single Storey: Bagged Paint Finish/Cladding**
Dulux Heifer


**Double Storey: Cladding**
Dulux Whisper White B18
(Facade Dependant)


**Double Storey: Bagged Paint Finish**
Dulux Heifer P14B2

**Painted Timber Posts**
Dulux Whisper White
(Vogue & Deco Facade only)

**Timber Stained Battens**
Intergrain Charcoal
(Ascot Facade only)

**Driveway**
Charcoal

**Front Door**
Dulux Heifer P14B2

**Stained Front Door**
Intergrain Charcoal

Roofing

**Colorbond® Roof**
Monument®

**Gutter**
Monument®

**Roof Tiles including Sarking**
Monier - Atura | Profile - Sambuca

External Tile Upgrades

**Alfresco and Porch Tile**
Belga Charcoal Textured

Heston

External Finishes

This contemporary facade has a timeless feel. The combination of Stepney, Surfmist and Wallaby creates a contemporary design with a natural Australian feel.

- A Fascia and Window Frames**
Surfmist®
- B Bricks**
Austral Everyday Engage
(Off White Mortar, Ironed Joint)
- C Colorbond® Roof**
Wallaby®
- D Panel Lift Garage Door**
Surfmist®




External Finishes



Fascia & Window Frame
Surfmist®



Bricks
Austral Everyday Engage
(Off White Mortar, Ironed Joint)



Timbagrain Garage Door
Coaba Dawn




Slimline Panel Lift Garage Door
Surfmist®

External Colours




Single Storey: Bagged Paint Finish/Cladding
Dulux Stepney GR11



Double Storey: Cladding
Dulux Pipe Clay P16A1
(Facade Dependant)



Double Storey: Bagged Paint Finish
Dulux Stepney GR11




Painted Timber Posts
Dulux Pipe Clay P16A1Q
(Vogue & Deco Facade Only)



Timber Stained Battens
Intergrain Rich Chocolate
(Ascot Facade only)



Driveway
Charcoal



Front Door
Dulux Pipe Clay Quarter (P16A1Q)



Stained Front Door
Intergrain Rich Chocolate


Roofing



Colorbond® Roof
Wallaby®




Gutter
Wallaby®



Roof Tiles including Sarking
Monier – Atura | Profile – Wild Rice

External Tile Upgrades



Alfresco and Porch Tile
Belga Grey Textured

Marquis

External Finishes

The well-defined Marquis gives a tailored finish to any home. The Mud Pack and Woodland Grey colour tones ensure the facade will enhance any streetscape.

A Fascia and Window Frames
Woodland Grey®

B Bricks
Austral – Everyday – Leisure
(Off White Mortar, Ironed Joint)

C Colorbond® Roof
Woodland Grey®

D Panel Lift Garage Door
Woodland Grey®

On display:
HomeWorld, Marsden Park – Alysium 24
Willowdale, Leppington – Onyx 24



External Finishes




Fascia & Window Frame
Woodland Grey®



Bricks
Austral Everyday Leisure
(Off White Mortar, Ironed Joint)



Bricks
Austral Whitsunday Orpheus (Off White Mortar, Ironed Joint)



Timbagrain Garage Door
Classic Cedar



Slimline Panel Lift Garage Door
Woodland Grey®


External Colours



Single Storey: Bagged Paint Finish/Cladding
Dulux Mud Pack P14B4




Double Storey: Bagged Paint Finish
Dulux Mud Pack P14B4



Double Storey: Cladding
Dulux White Duck A216



Painted Timber Posts
Dulux Terrible Billy PN1B9
(Vogue & Deco Facade only)



Timber Stained Battens
Intergrain Charcoal
(Ascot Facade only)



Driveway
Charcoal



Front Door
Dulux Terrible Billy PN189



Stained Front Door
Intergrain Charcoal


Roofing



Colorbond® Roof
Woodland Grey®




Gutter
Woodland Grey®



Roof Tiles including Sarking
Monier – Atura | Profile – Wollemi

External Tile Upgrades



Alfresco and Porch Tile
Belga Charcoal Textured

Nexus

External Finishes

The warm colour palette, natural timber grains and natural tones of the Nexus facade sets the tone for a welcoming home.

- A Fascia and Window Frames**
Woodland Grey®
- B Bricks**
PGH – Desert – Sinai
(Off White Mortar, Ironed Joint)
- C Colorbond® Roof**
Woodland Grey®
- D Panel Lift Garage Door**
Gully®




External Finishes



Fascia & Window Frame
Woodland Grey®



Bricks
PGH Desert Sinai (Off White Mortar, Ironed Joint)



Timbagrain Garage Door
Coaba Dawn



Slimline Panel Lift Garage Door
Gully®

External Colours



Single Storey: Bagged Paint Finish/Cladding
Dulux Namadji GR22



Double Storey: Cladding
Dulux Paving Stone P15A3



Double Storey: Bagged Paint Finish
Dulux Namadji GR22



Painted Timber Posts
Dulux Paving Stone P15A3
(Vogue & Deco Facade only)



Timber Stained Battens
Intergrain Rich Chocolate
(Ascot Facade only)



Driveway
Charcoal



Front Door
Dulux Namadji GR22



Stained Front Door
Intergrain Rich Chocolate

Roofing



Colorbond® Roof
Woodland Grey®




Gutter
Woodland Grey®



Roof Tiles including Sarking
Monier – Atura | Profile – Aniseed

External Tile Upgrades



Alfresco and Porch Tile
Belga Charcoal Textured

Seneca

External Finishes

The Seneca is a clean curated scheme. The Dune and Grey Pebble Half features features on the facade create a premium, and fresh and clean finish.

- A

Fascia and Window Frames

Surfmist®
- B

Bricks

PGH – Desert – Sinai
(Off White Mortar, Ironed Joint)
- C

Colorbond® Roof


Dune®
- D

Panel Lift Garage Door

Surfmist®



External Finishes



Fascia & Window Frame
Surfmist®



Bricks
PGH Desert Sinai (Off White Mortar, Ironed Joint)




Timbagrain Garage Door
Classic Cedar




Slimline Panel Lift Garage Door
Surfmist®

External Colours



Single Storey: Bagged Paint Finish/Cladding
Dulux Grey Pebble Half P14B1H



Double Storey: Cladding
Dulux Grey Pebble Half P14B1H



Double Storey: Bagged Paint Finish
Dulux Calf Skin P14B3



Painted Timber Posts
Dulux Calf Skin P14B3
(Vogue & Deco Facade only)



Timber Stained Battens
Intergrain Rich Chocolate
(Ascot Facade only)



Driveway
Charcoal



Front Door
Dulux Calf Skin P14B3



Stained Front Door
Intergrain Rich Chocolate


Roofing



Colorbond® Roof
Dune®



Gutter
Dune®



Roof Tiles including Sarking
Monier – Atura | Profile – Wild Rice

External Tile Upgrades



Alfresco and Porch Tile
Belga Taupe Textured (79939) 450 x 450

Baltica

Hamptons and Cove Facades Only

External Finishes

The Baltica scheme is an urban take on the Hamptons style with the use of the dark cladding & render colour. The Surfmist roof, matching timber posts and timber accents create a striking contrast to the dark render, which will stand out in any streetscape.

Curated for the Hamptons and Cove Facades.

A Fascia and Window Frames
Surfmist®

B Colorbond® Roof
Surfmist®

C Slimline Panel Lift Garage Door
Surfmist®



External Finishes



Fascia & Window Frame
Surfmist®



Bricks
Austral Blackbutt



Bricks
PGH Gibson
(Off White Mortar, Ironed Joint)



Slimline Panel Lift Garage Door
Surfmist®

External Colours




Single Storey: Render/Cladding
Dulux Baltica




Double Storey: Cladding
Dulux Baltica



Double Storey: Render
Dulux Baltica



Painted Timber Posts
Surfmist®



Front Door
Surfmist®



Driveway
Charcoal


Roofing



Colorbond® Roof
Surfmist®



Gutter
Surfmist®



Roof Tiles including Sarking
Monier – Atura | Profile – Salt Spray

External Tile Upgrades



Alfresco and Porch Tile
Belga Taupe Textured (79939) 450 x 450

Cove

Hamptons and Cove Facades Only

External Finishes

The Cove scheme exudes coastal vibes with its neutral tones. The light grey roof compliments the warm render colour and the timber posts. This continues through to the Surfmist front door which provides a welcoming entrance.

Curated for the Hamptons and Cove Facades.


A Fascia and Window Frames
Surfmist®

B Colorbond® Roof
Wallaby®

C Slimline Panel Lift Garage Door
Surfmist®




External Finishes



Fascia & Window Frame
Surfmist®



Bricks
Austral Everyday Engage
(Off White Mortar, Ironed Joint)



Slimline Panel Lift Garage Door
Surfmist®

External Colours




Single Storey: Render/Cladding
Dulux Baltic Beige




Double Storey: Cladding
Dulux Baltic Beige



Double Storey: Render
Dulux Baltic Beige



Painted Timber Posts
Surfmist®



Front Door
Surfmist®



Driveway
Charcoal


Roofing



Colorbond® Roof
Wallaby®




Gutter
Wallaby®



Roof Tiles including Sarking
Monier – Atura | Profile – Wollemi

External Tile Upgrades



Alfresco and Porch Tile
Belga Grey Textured 450 x 450

Osprey

Hamptons and Cove Facades Only

External Finishes

The Osprey scheme pays homage to the classic Hamptons look. The Dulux Vivid White timber posts and timber accents add depth to the facade, without a lot of contrast. The mid-grey roof draws your eyes through the clean lines of these facades.

Curated for the Hamptons and Cove Facades.

A Fascia and Window Frames
Surfmist®

B Colorbond® Roof
Woodland Grey®

C Slimline Panel Lift Garage Door
Surfmist®



External Finishes



Fascia & Window Frame
Surfmist®



Bricks
Austral Everyday Engage
(Off White Mortar, Ironed Joint)



Slimline Panel Lift Garage Door
Surfmist®


External Colours



Single Storey: Render/Cladding
Dulux Paving Stone




Double Storey: Cladding
Dulux Paving Stone



Front Door
Dulux Vivid White



Double Storey: Render
Dulux Paving Stone



Painted Timber Posts
Dulux Vivid White



Driveway
Charcoal


Roofing



Colorbond® Roof
Woodland Grey®




Gutter
Woodland Grey®



Roof Tiles including Sarking
Monier – Atura | Profile – Wollemi

External Tile Upgrades



Alfresco and Porch Tile
Belga Ivory Textured 450 x 450

ThriveHomes

The clever choice

1300 921 383
thrivehomes.com.au

DISCLAIMER: Photographs, artist impressions and other pictures in this flyer are for illustrative purposes only and may show fixtures, fittings or finishes which are not supplied by Thrive Homes, or which are only available in some Thrive Homes designs or when selected as inclusions above the standard inclusions for a particular design. This may include landscaping and outdoor items, floor coverings, furniture, kitchen, bathroom and light fittings and decorative items, which are shown as examples only. Starting from price is based on a standard block which is up to 350m² with up to 500mm fall across the block, 'M' class soil classification, all services within boundaries, garage setback up to 5.5m from front boundary and even cut and fill. The starting from price excludes site costs, bushfire, acoustic, estate design guidelines, landscaping and internal upgrades. All prices are relevant at the time of printing and maybe out of date or superseded. Please speak to a Thrive Homes Sales Consultant to discuss current detailed home pricing for different designs and inclusions.

Builders Licence Number NSW 301349C | ABN 99 613 679 333.