

Thrive
Homes

Colour Palette

Create your home

Internal Colour Schemes

We've done all the hard work for you and worked with the top interior designers to create a range of internal and external colour schemes.

1. Consider your style.

Do you prefer light and bright or dark and moody? Do you like a particular furniture style?

2. Browse through our internal colour schemes.

Find one that you feel best suits your style. Speak to your new home consultant about your selections, they are here to help if you need it.



Akoya

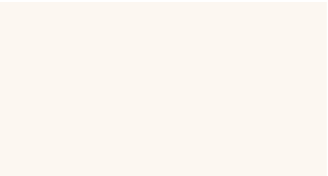


Kitchen

This scheme comprises of a light-toned palette that brings softness into the space and lends itself to warm natural finishes and timber. The fresh kitchen is softened with an Urban Grey benchtop and compliments Scandinavian or Coastal looks.

- A Cupboard colour**
Melamine White Cotton Matt
 - B Benchtop**
Laminate Urban Slate
 - C Kitchen Tiled Splashback**
United White Gloss (182174)
 - D Floor Tiles**
Belga Charcoal
- On display at:**
HomeWorld, Leppington – Alysium 25


Kitchen and Bathrooms




Cupboard Colour
Melamine White Cotton Matt




Benchtop
Laminate Urban Slate




Caesarstone Benchtop
Urban



Kitchen & Laundry Tiled Splashback
United White Gloss (182174)



Kitchen Glass Splashback
Dulux Paving Stone P15A3



Ravine to Overhead Cupboards
Ravine Drifted Oak

Flooring and Tiling



Main Floor and Wet Area Tiles
Belga Charcoal 450 x 450



Carpet
Esperance Pine Grove 75*




Wet Area Wall Tiles
Sphere White Gloss (1221637)



Laminate Flooring to Entry, Hallway, Kitchen, Dining, Living and Family
Oak Valere Dark-Limed (1567472)*

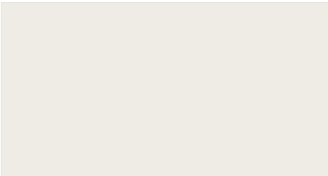


Premium Carpet
Green Bay Tide (VC4555)*




Premium Porcelain Floor Tiles
Belga Charcoal 600 x 600


Walls and Window Finishes



Wall Colour
Dulux Natural White PN1E1



Feature Wall Colour
Dulux Mud Pack P14B4



Roller Blinds
Dawn Taupe

*Region dependant.

Aura




Kitchen

Aura is a fresh, crisp classic white scheme. The monochromatic palette allows the space to be explored and personalised with layers of soft furnishings and accessories.

- A Cupboard colour**
Melamine Classic White Matt
- B Benchtop**
Laminate Snow Fabrini Matt
- C Kitchen Tiled Splashback**
United White Gloss (182174)
- D Floor Tiles**
Belga Ivory

On display at:
HomeWorld, Warnervale – Sienna 22
HomeWorld, Marsden Park – Aria 22
Willowdale, Leppington – Vibe 21
Dubbo – Vibe 23


Kitchen and Bathrooms




Cupboard Colour
Melamine Classic White Matt




Benchtop
Laminate Snow Fabrini Matt




Caesarstone Benchtop
Osprey



Kitchen & Laundry Tiled Splashback
United White Gloss (182174)



Kitchen Glass Splashback
Dulux Ghosting (P15A1)



Overhead Cupboards
Ravine Natural Oak


Flooring and Tiling



Main Floor and Wet Area Tiles
Belga Ivory 450 x 450




Carpet
Esperance Sand Bank 36*




Wet Area Wall Tiles
Sphere White Gloss (1221637)



Laminate Flooring to Entry, Hallway, Kitchen, Dining, Living and Family
Oak Askado White (1567470)*




Premium Carpet
Green Bay Bright (VC4529)*



Premium Porcelain Floor Tiles
Belga Ivory 600 x 600


Walls and Window Finishes



Wall Colour
Dulux Natural White PN1E1



Feature Wall Colour
Dulux Harold P15B7



Roller Blinds
Dawn Misty

*Region dependant.

Echo



Kitchen

The Echo scheme comprises of light wood grain cabinetry contrasting against a dark benchtop. The mixture of these materials creates form and space and allows the area to achieve an edgy industrial feel.

- A Cupboard colour**
Melamine Riga Salt Finegrain
- B Benchtop**
Laminate Greystone Matt
- C Kitchen Tiled Splashback**
United Grey Gloss
- D Floor Tiles**
Belga Charcoal

On display at:
HomeWorld, Box Hill – Sienna 22


Kitchen and Bathrooms




Cupboard Colour
Melamine Riga Salt Finegrain




Benchtop
Laminate Greystone Matt




Caesarstone Benchtop
Oyster



Kitchen & Laundry Tiled Splashback
United Grey Gloss




Kitchen Glass Splashback
Dulux Ghosting Half



Overhead Cupboards
Ravine Char Oak


Flooring and Tiling



Main Floor and Wet Area Tiles
Belga Charcoal 450 x 450



Carpet
Esperance Pine Grove 75*




Wet Area Wall Tiles
Sphere White Gloss (1221637)



Laminate Flooring to Entry, Hallway, Kitchen, Dining, Living and Family
Oak Askado White (1567470)*




Premium Carpet
Green Bay Gulf (VC4520)*




Premium Porcelain Floor Tiles
Belga Charcoal 600 x 600


Walls and Window Finishes



Wall Colour
Dulux Natural White



Feature Wall Colour
Dulux Mavora PN1A7



Roller Blinds
Dawn Arum

*Region dependant.

Ivy



Kitchen


This urban contemporary scheme is developed using a blend of graphite greys and glossy whites. The on-trend materials are used to enhance the space to create a high contrast environment with the use of mid-tone tiles to bring in elements of warmth.

- A Cupboard colour**
Melamine Cinder Matt
 - B Benchtop**
Laminate Classic White Matt
 - C Kitchen Tiled Splashback**
United Donkey Grey
 - D Floor Tiles**
Belga Taupe
- On display at:**
HomeWorld, Marsden Park – Alysium 24


Kitchen and
Bathrooms




Cupboard Colour
Melamine Cinder Matt




Benchtop
Laminate Classic White Matt




Caesarstone Benchtop
Ocean Foam



**Kitchen & Laundry
Tiled Splashback**
United Donkey Grey



**Kitchen Glass
Splashback**
Dulux Grey Pebble P14B1



Overhead Cupboards
Char Oak

Flooring and
Tiling




**Main Floor and
Wet Area Tiles**
Belga Taupe 450 x 450



Carpet
Esperance Sand Bank 36*




Wet Area Wall Tiles
Sphere White Gloss (1221637)



**Laminate Flooring to Entry,
Hallway, Kitchen, Dining,
Living and Family**
Oak Castell Limed Brushed*




Premium Carpet
Green Bay Gulf (VC4520)*




**Premium Porcelain
Floor Tiles**
Belga Taupe 600 x 600


Walls and
Window Finishes



Wall Colour
Dulux Vivid White



Feature Wall Colour
Dulux Boycott P15A7



Roller Blinds
Dawn Dark Grey

*Region dependant.

Pure



Kitchen

Pure is a contemporary architectural palette that creates mood and interest. The dark grain cabinetry with the ice snow benchtop is designed to work cohesively with the greys to achieve a tonal gradient.


- A Cupboard colour**
Melamine Cavia Lini Matt
- B Benchtop**
Laminate Argento Stone
- C Kitchen Tiled Splashback**
United White Gloss (182174)
- D Floor Tiles**
Belga Grey

On display at:
HomeWorld, Marsden Park – Onyx 24
Willowdale, Leppington – Onyx 24
Watagan Park, Cooranbong – Vibe 23
HomeWorld, Box Hill – Vibe 21
Googong – Espy 22


Kitchen and Bathrooms




Cupboard Colour
Melamine Cavia Lini Matt



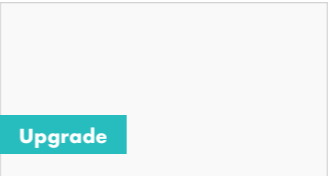
Benchtop
Laminate Argento Stone




Caesarstone Benchtop
Ice Snow



**Kitchen & Laundry
Tiled Splashback**
United White Gloss (182174)



**Kitchen Glass
Splashback**
Dulux Pure White



Overhead Cupboards
Ravine Tessuto Milan

Flooring and Tiling



**Main Floor and
Wet Area Tiles**
Belga Grey 450 x 450




Carpet
Esperance Anchor*




Wet Area Wall Tiles
Sphere White Gloss (1221637)



**Laminate Flooring to Entry,
Hallway, Kitchen, Dining,
Living and Family**
Oak Askado White (1567470)*




Premium Carpet
Green Bay Crust (VC4552)*




**Premium Porcelain
Floor Tiles**
Belga Grey 600 x 600


Walls and Window Finishes



Wall Colour
Dulux Lexicon PW1G9



Feature Wall Colour
Dulux Namadji PN2E9



Roller Blinds
Dawn Misty

*Region dependant.

Hamptons




Kitchen – Premium Upgrade


This scheme focuses on a light & bright palette typical to the Hamptons Style. The Hamptons style brings a sophisticated yet beachy vibe to the home and is paired well with light linens, warm timbers and bold prints.

- A Cupboard colour**
Dulux Vivid White on Tesrol profile with Poly finish
 - B Benchtop**
Laminate Carrara Matt
 - C Kitchen Tiled Splashback**
United White Satin
 - D Floor Tiles**
Belga Taupe
- On display at:**
HomeWorld, Box Hill – Zepel 25
North Rothbury – Aria 22
Watagan Park, Cooranbong – Zepel 25


Kitchen and Bathrooms




Cupboard Colour
Dulux Vivid White on Oberon profile with Poly finish



Benchtop
Laminate Carrara Matt



Caesarstone Standard
Osprey



Caesarstone Premium
Frosty Carrina



Kitchen & Laundry Tiled Splashback
United White Satin

Flooring and Tiling



Main Floor Tiles
Belga Taupe 450 x 450




Carpet
Esperance Sand Bank 36*




Wet Area Floor Tiles
Trek Carrara Rectified




Wet Area Wall Tiles
Sphere White Satin (1221638)



Feature Wall Tiles
Roman Carrara (BrickBond Pattern)



Premium Carpet
Green Bay Tide (VC4555)*




Porcelain Floor Tiles
Belga Taupe




Laminate Flooring to Entry, Hallway, Kitchen, Dining, Living and Family
Oak Castell Smoked Brushed (1371174)*

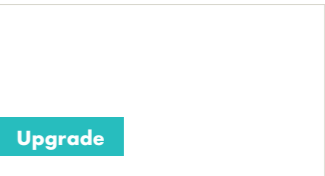
Walls and Window Finishes



Wall Colour
Dulux Ghosting Quarter



Feature Wall Colour
Dulux Ghosting



Roller Blinds
Dawn White

*Region dependant.

External Colour Schemes

We've done all the hard work for you and worked with the top interior designers to create a range of internal and external colour schemes.

1. Now to the external of the house, this is the front cover to your new home.

How do you want it to look?
Light and fresh, contrasting or warm and cohesive.

2. Browse through our external colour schemes.

Find one that you feel best suits your style. Speak to your new home consultant about your selections, they are here to help if you need it.



Artison


External Finishes

Artison is designed to create a chic point of difference to your home. The contrast created between Monument and Heifer allows the eye to be drawn upwards to see the clean lines and entirety of the facade scheme.

- A Fascia and Window Frames**
Surfmist
- B Bricks**
PGH – Gibson
(Off White Mortar, Ironed Joint)
- C Colorbond Roof**
Monument
- D Panel Lift Garage Door**
Basalt



External Finishes




Fascia & Window Frames
Surfmist



Bricks
PGH Gibson
(Off White Mortar, Ironed Joint)



Slimline Panel Lift Garage Door
Basalt




Timbagrain Garage Door
Coaba Dawn

External Colours




Single Storey: Bagged Paint Finish/Cladding
Dulux Heifer P14B2



Double Storey: Cladding
Dulux Whisper White B18
(Facade Dependant)



Double Storey: Bagged Paint Finish
Dulux Heifer P14B2



Painted Timber Posts
Dulux Whisper White
(Vogue & Deco Facade only)




Timber Stained Battens
Intergrain Charcoal
(Ascot Facade only)



Driveway
Charcoal



Front Door
Dulux Heifer P14B2



Stained Front Door
Intergrain Charcoal

Roofing



Colorbond Roof
Monument




Gutter
Monument



Roof Tiles including Sarking
Monier – Atura
Profile – Sambuca

External Tile Upgrades



Alfresco and Porch Tile
Belga Charcoal Textured

Heston


External Finishes

The contemporary facade has a timeless feel. The combination of Stepney, Surfmist and Wallaby allows the Natural Australian contemporary design to be explored.

- A Fascia and Window Frames**
Surfmist
- B Bricks**
Austral Everyday – Engage
(Off White Mortar, Ironed Joint)
- C Colorbond**
Wallaby
- D Panel Lift Garage Door**
Surfmist




External Finishes




Fascia & Window Frames
Surfmist



Bricks
Austral Everyday Engage
(Off White Mortar, Ironed Joint)



Slimline Panel Lift Garage Door
Surfmist




Timbagrain Garage Door
Coaba Dawn

External Colours



Single Storey: Bagged Paint Finish/Cladding
Dulux Stepney GR11



Double Storey: Cladding
Dulux Pipe Clay P16A1
(Facade Dependant)



Double Storey: Bagged Paint Finish
Dulux Stepney GR11




Painted Timber Posts
Dulux Pipe Clay P16A1Q
(Vogue & Deco Facade Only)




Timber Stained Battens
Intergrain Rich Chocolate
(Ascot Facade only)



Driveway
Charcoal



Front Door
Dulux Pipe Clay Quarter (P16A1Q)



Stained Front Door
Intergrain Rich Chocolate

Roofing



Colorbond Roof
Wallaby



Gutter
Wallaby



Roof Tiles including Sarking
Monier – Atura Profile – Wild Rice

External Tile Upgrades



Alfresco and Porch Tile
Belga Grey Textured

Marquis

External Finishes

The well-defined Marquis gives a tailored finish to any home. The Mud Pack and Woodland Grey colour tones ensures the facade will enhance any streetscape.

A Fascia and Window Frames
Woodland Grey

B Bricks
Austral – Everyday – Leisure
(Off White Mortar, Ironed Joint)

C Colorbond
Woodland Grey

D Panel Lift Garage Door
Woodland Grey

On display: HomeWorld,
Marsden Park – Alysium 24

Willowdale, Leppington –
Onyx 24




External Finishes



Fascia & Window Frames
Woodland Grey




Bricks
Austral Everyday Leisure
(Off White Mortar, Ironed Joint)



Bricks
Austral Whitsunday Orpheus
(Off White Mortar, Ironed Joint)



Slimline Panel Lift Garage Door
Woodland Grey




Timbagrain Garage Door
Classic Cedar


External Colours



Single Storey: Bagged Paint Finish/Cladding
Dulux Mud Pack P14B4




Double Storey: Cladding
Dulux White Duck A216



Double Storey: Bagged Paint Finish
Dulux Mud Pack P14B4



Painted Timber Posts
Dulux Terrible Billy PN1B9
(Vogue & Deco Facade only)




Stained Front Door
Intergrain Charcoal



Timber Stained Battens
Intergrain Charcoal
(Ascot Facade only)




Driveway
Charcoal



Front Door
Dulux Terrible Billy PN189

External Tile Upgrades



Alfresco and Porch Tile
Belga Charcoal Textured

Roofing



Colorbond Roof
Woodland Grey



Roof Tiles including Sarking
Monier – Atura
Profile – Wollemi



Gutter
Woodland Grey

Nexus

External Finishes

Nexus is an elevated look that is well-appointed. The warm palette draws you in and creates a level of comfort.

- A Fascia and Window Frames**
Woodland Grey
- B Bricks**
PGH – Desert – Sinai
(Off White Mortar, Ironed Joint)
- C Colorbond**
Woodland Grey
- D Panel Lift Garage Door**
Gully



External Finishes




Fascia & Window Frames
Woodland Grey



Bricks
PGH Desert Sinai
(Off White Mortar, Ironed Joint)



Slimline Panel Lift Garage Door
Gully



Timbagrain Garage Door
Caoba Dawn

External Colours



Single Storey: Bagged Paint Finish/Cladding
Dulux Namadji GR22



Double Storey: Cladding
Dulux Paving Stone P15A3



Double Storey: Bagged Paint Finish
Dulux Namadji GR22



Painted Timber Posts
Dulux Paving Stone P15A3
(Vogue & Deco Facade only)




Timber Stained Battens
Intergrain Rich Chocolate
(Ascot Facade only)



Driveway
Charcoal



Front Door
Dulux Namadji GR22



Stained Front Door
Intergrain Rich Chocolate

Roofing




Colorbond Roof
Woodland Grey



Gutter
Woodland Grey



Roof Tiles including Sarking
Monier – Atura
Profile – Aniseed



Alfresco and Porch Tile
Belga Charcoal Textured

External Tile Upgrades

Seneca


External Finishes

The Seneca is a clean curated scheme. The Dune and Grey Pebble Half features on the facade give you an effective finish to create a fresh clean facade.

- A Fascia and Window Frames**
Surfmist
- B Bricks**
PGH – Desert – Sinai
(Off White Mortar, Ironed Joint)
- C Colorbond**
Dune
- D Panel Lift Garage Door**
Surfmist




External Finishes




Fascia & Window Frames
Surfmist



Bricks
PGH Desert Sinai
(Off White Mortar, Ironed Joint)




Slimline Panel Lift Garage Door
Surfmist




Timbagrain Garage Door
Classic Cedar

External Colours



Single Storey: Bagged Paint Finish/Cladding
Dulux Grey Pebble Half P14B1H



Double Storey: Cladding
Dulux Grey Pebble Half P14B1H



Double Storey: Bagged Paint Finish
Dulux Calf Skin P14B3



Painted Timber Posts
Dulux Calf Skin P14B3
(Vogue & Deco Facade only)




Timber Stained Battens
Intergrain Rich Chocolate
(Ascot Facade only)



Driveway
Charcoal



Front Door
Dulux Calf Skin P14B3



Stained Front Door
Intergrain Rich Chocolate

Roofing



Colorbond Roof
Dune



Gutter
Dune



Roof Tiles including Sarking
Monier – Atura
Profile – Wild Rice

External Tile Upgrades



Alfresco and Porch Tile
Belga Taupe Textured

Baltica

External Finishes


The Baltica Scheme is an urban take on the Hamptons style with the use of the dark cladding & render colour. The surfmist roof, matching timber posts and timber accents create a striking contrast to the dark render, which will stand out in any streetscape.

Curated for the Hamptons and Cove Facades.

- A Fascia and Window Frames**
Surfmist
- B Colorbond**
Surfmist
- C Slimline Panel Lift Garage Door**
Surfmist




External Finishes



Fascia & Window Frames
Surfmist



Bricks
PGH Gibson
(Off White Mortar, Ironed Joint)



Bricks
Austral Blackbutt



Slimline Panel Lift Garage Door
Surfmist

External Colours




Single Storey: Render/Cladding
Dulux Baltica



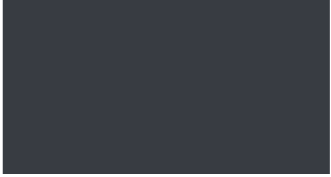
Driveway
Charcoal




Double Storey: Cladding
Dulux Baltica



Front Door
Surfmist




Double Storey: Render
Dulux Baltica



Painted Timber Posts
Surfmist


Roofing



Colorbond Roof
Surfmist



Roof Tiles including Sarking
Monier – Atura
Profile – Salt Spray



Gutter
Surfmist

External Tile Upgrades



Alfresco and Porch Tile
Belga Taupe Textured (79939)
450 x 450

Cove

External Finishes


The Cove Scheme exudes coastal vibes with its neutral tones. The light grey roof compliments the warm render colour and the timber posts. This continues through to the surfmist front door which provides a welcoming entrance.

Curated for the Hamptons and Cove Facades.

- A Fascia and Window Frames**
Surfmist
- B Colorbond**
Wallaby
- C Slimline Panel Lift Garage Door**
Surfmist




External Finishes



Fascia & Window Frames
Surfmist



Bricks
Austral Everyday Engage
(Off White Mortar, Ironed Joint)




Slimline Panel Lift Garage Door
Surfmist

External Colours



Single Storey: Render/Cladding
Dulux Baltic Beige



Painted Timber Posts
Surfmist




Double Storey: Cladding
Dulux Baltic Beige



Driveway
Charcoal



Double Storey: Render
Dulux Baltic Beige




Front Door
Surfmist

Roofing



Colorbond Roof
Wallaby



Roof Tiles including Sarking
Monier – Atura
Profile – Wollemi



Gutter
Wallaby

External Tile Upgrades



Alfresco and Porch Tile
Belga Grey Textured
450 x 450

Osprey

External Finishes


The Osprey Scheme pays homage to the classic Hamptons look. The Dulux Vivid White timber posts and timber accents adds depth to the facade without a lot of contrast. The mid-grey roof draws your eyes through the clean lines of these facades.

Curated for the Hamptons and Cove Facades.

- A Fascia and Window Frames**
Surfmist
- B Colorbond**
Woodland Grey
- C Slimline Panel Lift Garage Door**
Surfmist




External Finishes



Window Frames
Surfmist



Bricks
Austral Everyday Engage
(Off White Mortar, Ironed Joint)



Slimline Panel Lift Garage Door
Surfmist

External Colours




Single Storey: Render/Cladding
Dulux Paving Stone



Driveway
Charcoal



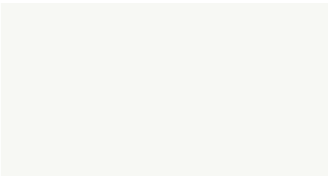
Double Storey: Cladding
Dulux Paving Stone



Front Door
Dulux Vivid White



Double Storey: Render
Dulux Paving Stone



Painted Timber Posts
Dulux Vivid White


Roofing




Colorbond Roof
Woodland Grey



Fascia & Gutter
Woodland Grey



Roof Tiles including Sarking
Monier – Atura
Profile – Wollemi



Alfresco and Porch Tile
Belga Ivory Textured
450 x 450

External Tile Upgrades

Notes

The logo for Thrive Homes, featuring the word "Thrive" in a large, bold, white sans-serif font, with the word "Homes" in a smaller, white sans-serif font directly beneath it. The background of the entire page is a solid blue color, with a diagonal split at the bottom. The upper portion is blue, and the lower portion is a vibrant magenta/pink color. The logo is positioned in the lower-left area, overlapping the blue background.

Thrive Homes

thrivehomes.com.au

Disclaimer: Photographs, artist impressions and images are indicative and for illustrative purposes only. Colour and tone of finished product may vary from actual samples. Artist impressions may depict fixtures, fittings or finishes which are not supplied by Thrive Homes, or which are only available in some designs or may be upgrades. Examples may include floor coverings, furniture, kitchen, bathroom and light fittings and decorative items. Specified inclusions are correct as at the time of printing and Thrive Homes reserves the right to substitute an item of equivalent quality and/or finish. Please refer to your Quotation for specific details of the inclusions and exclusions based on your region. Builders Licence Number NSW 301349C ACT 2020552 ABN 99 613 679 333. Printed December 2020.